

# Matching Intro

INFO/STSCI/ILRST 3900: Causal Inference

3 Oct 2023

# Learning goals for today

At the end of class, you will be able to:

1. Explain how matching can be used to estimate causal effects
2. Explain bias variance trade-off in various matching procedures

# Causal effect

What is the causal effect on income of a job training program?

# Causal effect

What is the causal effect on income of a job training program?

- ▶ **Average Treatment Effect** (on everyone)

$$E(Y^{a=1}) - E(Y^{a=0})$$

# Causal effect

What is the causal effect on income of a job training program?

- ▶ **Average Treatment Effect** (on everyone)

$$E(Y^{a=1}) - E(Y^{a=0})$$

- ▶ **Average Treatment Effect on the Treated (ATT)**

$$E(Y^{a=1} | A = 1) - E(Y^{a=0} | A = 1)$$

# Matching: The big idea

## Matching: The big idea

**Goal:**  $E(Y^{a=1} | A = 1) - E(Y^{a=0} | A = 1)$  **ATT**

$$E(Y^{a=1} | A = 1) \approx \frac{1}{n_t} \sum_{i:A_i=1} Y_i^{a=1} = \frac{1}{n_t} \sum_{i:A_i=1} Y_i$$

## Matching: The big idea

**Goal:**  $E(Y^{a=1} | A = 1) - E(Y^{a=0} | A = 1)$  **ATT**

$$E(Y^{a=1} | A = 1) \approx \frac{1}{n_t} \sum_{i:A_i=1} Y_i^{a=1} = \frac{1}{n_t} \sum_{i:A_i=1} Y_i$$

$$E(Y^{a=0} | A = 1) \approx \frac{1}{n_t} \sum_{i:A_i=1} Y_i^{a=0} \not\approx \frac{1}{n_c} \sum_{i:A_i=0} Y_i$$



## Matching: The big idea

**Goal:**  $E(Y^{a=1} | A = 1) - E(Y^{a=0} | A = 1)$  **ATT**

$$E(Y^{a=1} | A = 1) \approx \frac{1}{n_t} \sum_{i:A_i=1} Y_i^{a=1} = \frac{1}{n_t} \sum_{i:A_i=1} Y_i$$

$$E(Y^{a=0} | A = 1) \approx \frac{1}{n_t} \sum_{i:A_i=1} Y_i^{a=0} \not\approx \frac{1}{n_c} \sum_{i:A_i=0} Y_i$$

**Problem:** Control may be different than the treatment

## Matching: The big idea

**Goal:**  $E(Y^{a=1} | A = 1) - E(Y^{a=0} | A = 1)$  **ATT**

$$E(Y^{a=1} | A = 1) \approx \frac{1}{n_t} \sum_{i:A_i=1} Y_i^{a=1} = \frac{1}{n_t} \sum_{i:A_i=1} Y_i$$

$$E(Y^{a=0} | A = 1) \approx \frac{1}{n_t} \sum_{i:A_i=1} Y_i^{a=0} \not\approx \frac{1}{n_c} \sum_{i:A_i=0} Y_i$$

**Problem:** Control may be different than the treatment

**Potential Solution:** Create a sample of **untreated** individuals,  $\mathcal{M}$ , which are similar to the treated group

## Matching: The big idea

**Goal:**  $E(Y^{a=1} | A = 1) - E(Y^{a=0} | A = 1)$  **ATT**

$$E(Y^{a=1} | A = 1) \approx \frac{1}{n_t} \sum_{i:A_i=1} Y_i^{a=1} = \frac{1}{n_t} \sum_{i:A_i=1} Y_i$$

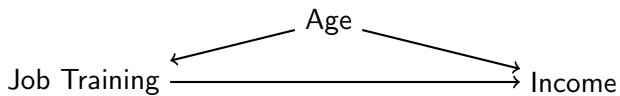
$$E(Y^{a=0} | A = 1) \approx \frac{1}{n_t} \sum_{i:A_i=1} Y_i^{a=0} \not\approx \frac{1}{n_c} \sum_{i:A_i=0} Y_i$$

**Problem:** Control may be different than the treatment

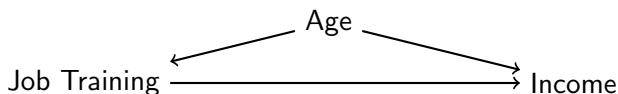
**Potential Solution:** Create a sample of **untreated** individuals,  $\mathcal{M}$ , which are similar to the treated group

$$\frac{1}{n_m} \sum_{i \in \mathcal{M}} Y_i = \frac{1}{n_m} \sum_{i \in \mathcal{M}} Y_i^{a=0} \approx \frac{1}{n_t} \sum_{i:A_i=1} Y_i^{a=0}$$

# Example



## Example



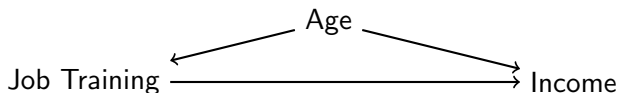
- ▶ Conditional exchangeability holds when conditioning on Age!

$$E(Y^{a=0} \mid A = 1, \text{Age} = \ell) = E(Y^{a=0} \mid A = 0, \text{Age} = \ell)$$

- ▶ Estimate

$$E(Y^{a=0} \mid A = 1) = \underbrace{\sum_{\ell} Pr(\text{Age} = \ell \mid A = 1) E(Y^{a=0} \mid A = 1, \text{Age} = \ell)}_{\text{Weighted average of averages}}$$

## Example



- ▶ Conditional exchangeability holds when conditioning on Age!

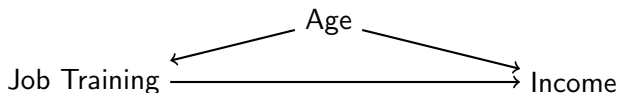
$$E(Y^{a=0} \mid A = 1, \text{Age} = \ell) = E(Y^{a=0} \mid A = 0, \text{Age} = \ell)$$

- ▶ Estimate

$$E(Y^{a=0} \mid A = 1) = \underbrace{\sum_{\ell} Pr(\text{Age} = \ell \mid A = 1)E(Y^{a=0} \mid A = 1, \text{Age} = \ell)}_{\text{Weighted average of averages}}$$

$$E(Y^{a=0} \mid \mathcal{M}) = \sum_{\ell} Pr(\text{Age} = \ell \mid \mathcal{M})E(Y^{a=0} \mid A = 0, \text{Age} = \ell, \mathcal{M})$$

## Example



- ▶ Conditional exchangeability holds when conditioning on Age!

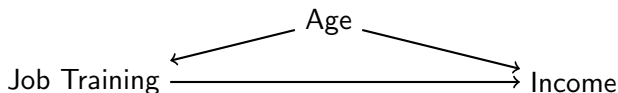
$$E(Y^{a=0} \mid A = 1, \text{Age} = \ell) = E(Y^{a=0} \mid A = 0, \text{Age} = \ell)$$

- ▶ Estimate

$$E(Y^{a=0} \mid A = 1) = \underbrace{\sum_{\ell} Pr(\text{Age} = \ell \mid A = 1) E(Y^{a=0} \mid A = 1, \text{Age} = \ell)}_{\text{Weighted average of averages}}$$

$$\begin{aligned} E(Y^{a=0} \mid \mathcal{M}) &= \sum_{\ell} Pr(\text{Age} = \ell \mid \mathcal{M}) E(Y^{a=0} \mid A = 0, \text{Age} = \ell, \mathcal{M}) \\ &= \sum_{\ell} Pr(\text{Age} = \ell \mid \mathcal{M}) E(Y^{a=0} \mid A = 0, \text{Age} = \ell) \end{aligned}$$

## Example



- ▶ Conditional exchangeability holds when conditioning on Age!

$$E(Y^{a=0} \mid A = 1, \text{Age} = \ell) = E(Y^{a=0} \mid A = 0, \text{Age} = \ell)$$

- ▶ Estimate

$$E(Y^{a=0} \mid A = 1) = \underbrace{\sum_{\ell} Pr(\text{Age} = \ell \mid A = 1)E(Y^{a=0} \mid A = 1, \text{Age} = \ell)}_{\text{Weighted average of averages}}$$

$$\begin{aligned} E(Y^{a=0} \mid \mathcal{M}) &= \sum_{\ell} Pr(\text{Age} = \ell \mid \mathcal{M})E(Y^{a=0} \mid A = 0, \text{Age} = \ell, \mathcal{M}) \\ &= \sum_{\ell} Pr(\text{Age} = \ell \mid \mathcal{M})E(Y^{a=0} \mid A = 0, \text{Age} = \ell) \end{aligned}$$

- ▶ If we can make  $Pr(\text{Age} = \ell \mid \mathcal{M}) \approx Pr(\text{Age} = \ell \mid A = 1)$ , the two quantities should be the same



# Matching: The big idea

**Goal:** Sample Average Treatment Effect on the Treated

$$E(Y^{a=1} | A = 1) - E(Y^{a=0} | A = 1)$$

**Potential Solution:** Create a group of untreated individuals,  $\mathcal{M}$ , which have a **similar distribution of  $L$**  to the treated group

$$\frac{1}{n_m} \sum_{i \in \mathcal{M}} Y_i \approx \frac{1}{n_t} \sum_{i: A_i=1} Y_i^{a=0} \approx E(Y^{a=0} | A = 1)$$

**Detail:** How?

# Example

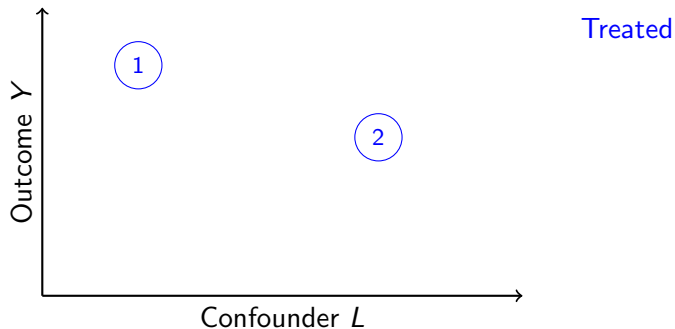
Job training			
Ind	Age	$Y^{\text{Train}}$	$Y^{\text{NoTrain}}$
1	20	19	?
2	25	63	?
3	38	65	?
4	38	43	?

# Example

Job training			
Ind	Age	$Y^{\text{Train}}$	$Y^{\text{NoTrain}}$
1	20	19	?
2	25	63	?
3	38	65	?
4	38	43	?

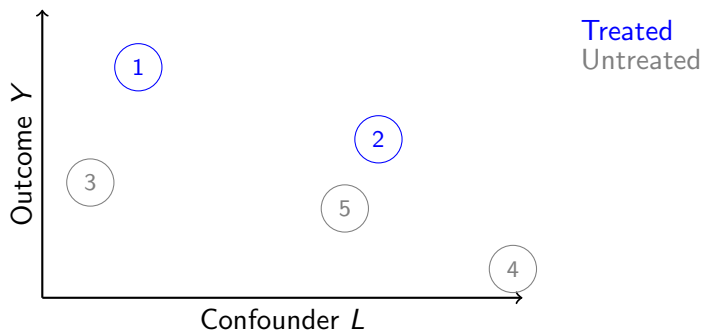
No job training		
Ind	Age	$Y^{\text{NoTrain}}$
1	19	82
2	18	39
3	20	49
4	20	56
5	24	33
6	26	82
7	26	35
8	38	35
9	28	83
10	30	79
11	25	63
12	32	52
13	34	58
14	34	70
15	35	47
16	37	42
17	37	83
18	38	33
19	39	37
20	39	60

## Matching: The big idea



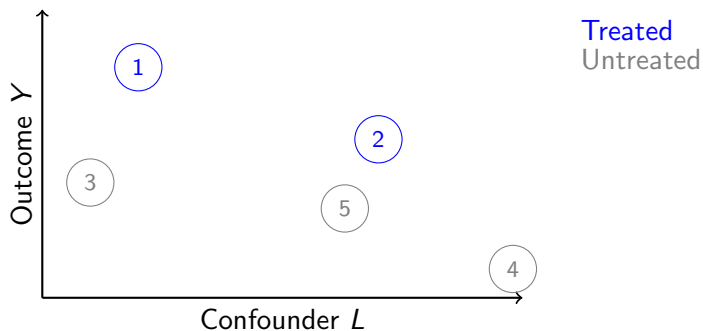
You have a some treated units.

## Matching: The big idea



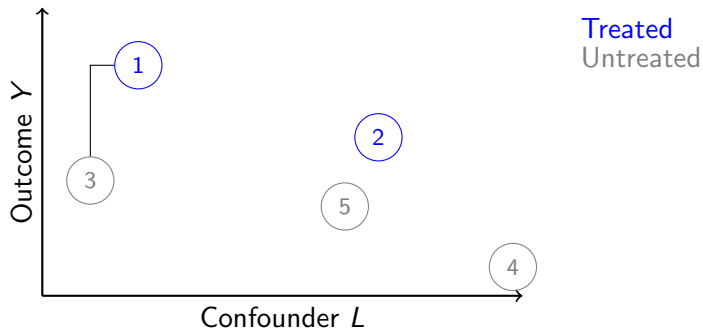
You go find some untreated units.

## Matching: The big idea



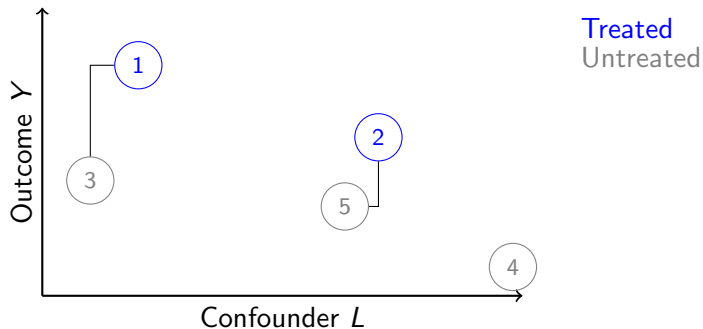
You find the closest matches along  $L$

## Matching: The big idea



You find the closest matches along  $L$

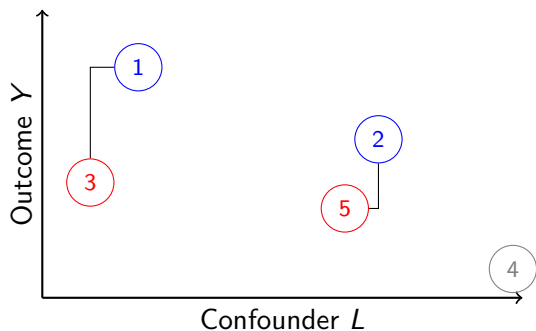
# Matching: The big idea



You find the closest matches along  $L$



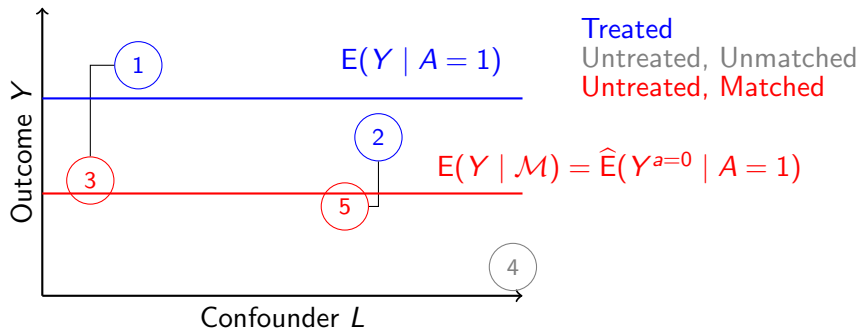
# Matching: The big idea



Treated  
Untreated, Unmatched  
Untreated, Matched

Compare the averages

# Matching: The big idea



Compare the averages

# Why matching is great

# Why matching is great

1. Completely transparent that  $Y_i^1$  is observed

# Why matching is great

1. Completely transparent that  $Y_i^1$  is observed
2. Easy to explain

# Why matching is great

1. Completely transparent that  $Y_i^1$  is observed
2. Easy to explain
  - ▶ We had some treated units

# Why matching is great

1. Completely transparent that  $Y_i^1$  is observed
2. Easy to explain
  - ▶ We had some treated units
  - ▶ We found a set of control units which are comparable

# Why matching is great

1. Completely transparent that  $Y_i^1$  is observed
2. Easy to explain
  - ▶ We had some treated units
  - ▶ We found a set of control units which are comparable
  - ▶ We compared the means



# Why matching is great

1. Completely transparent that  $Y_i^1$  is observed
2. Easy to explain
  - ▶ We had some treated units
  - ▶ We found a set of control units which are comparable
  - ▶ We compared the means
3. Can assess quality of matches before we look at the outcome

# Why matching is great

1. Completely transparent that  $Y_i^1$  is observed
2. Easy to explain
  - ▶ We had some treated units
  - ▶ We found a set of control units which are comparable
  - ▶ We compared the means
3. Can assess quality of matches before we look at the outcome
4. Model-free\*

# Why matching is great

1. Completely transparent that  $Y_i^1$  is observed
2. Easy to explain
  - ▶ We had some treated units
  - ▶ We found a set of control units which are comparable
  - ▶ We compared the means
3. Can assess quality of matches before we look at the outcome
4. Model-free\*
  - ▶ \* but you have to define what makes a match “good”

# Bias vs variance

The idea of matching is straightforward, but the details matter!

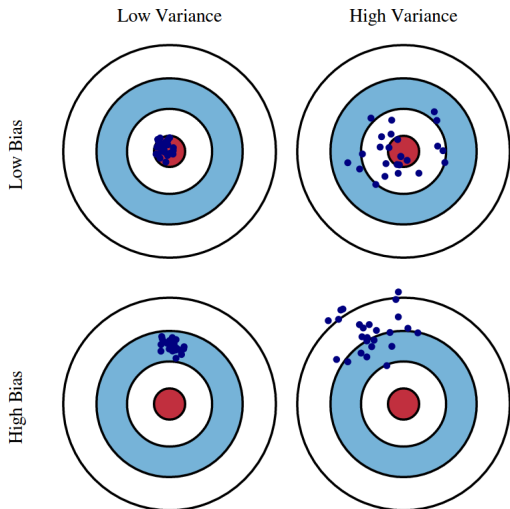
---

<sup>1</sup>Figure from:

<http://scott.fortmann-roe.com/docs/BiasVariance.html>

# Bias vs variance

The idea of matching is straightforward, but the details matter!



1

---

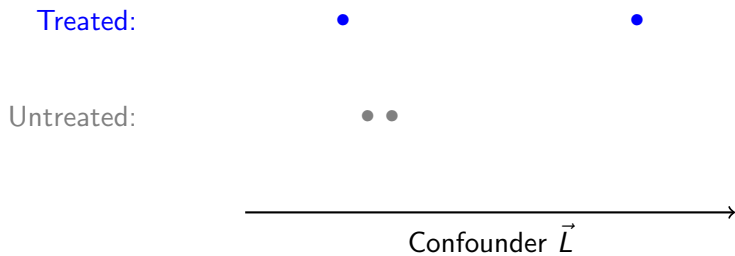
<sup>1</sup>Figure from:

<http://scott.fortmann-roe.com/docs/BiasVariance.html>

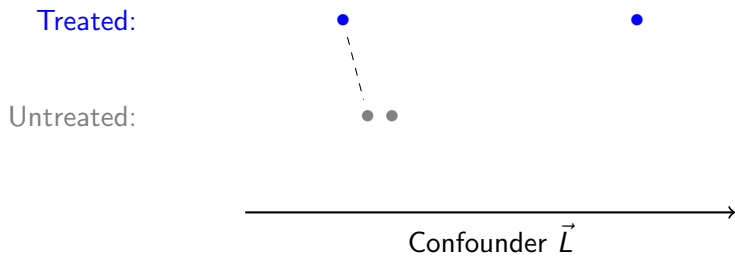
# Matching in univariate settings: Algorithms

- ▶ Caliper or no caliper
- ▶ 1:1 vs  $k$ :1
- ▶ With replacement vs without replacement
- ▶ Greedy vs optimal

# Caliper or no caliper matching

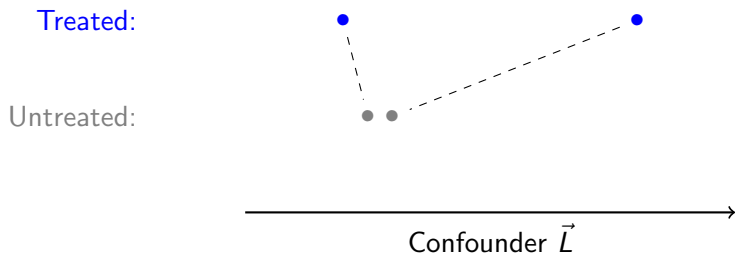


# Caliper or no caliper matching

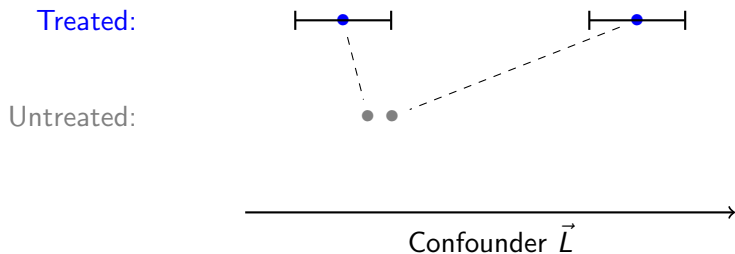




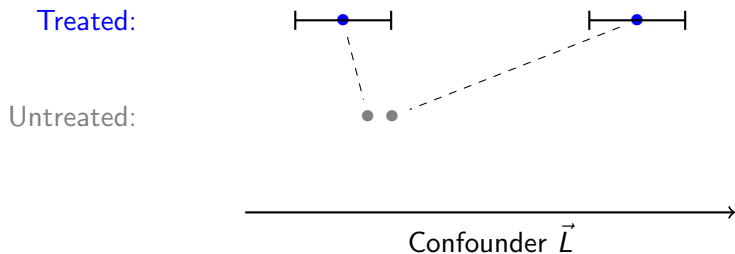
# Caliper or no caliper matching



# Caliper or no caliper matching

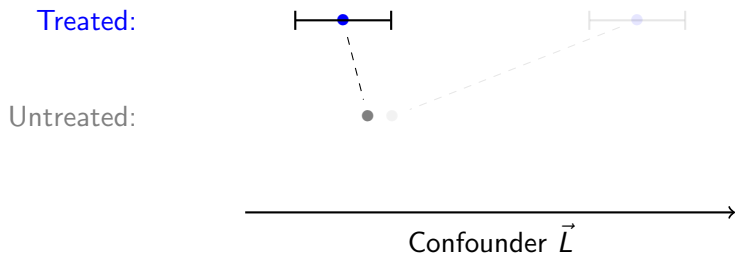


# Caliper or no caliper matching



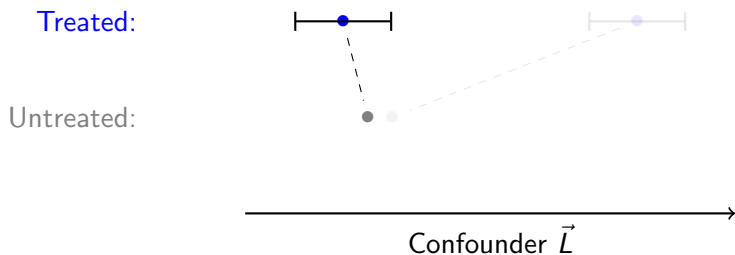
- Caliper: A radius around a treated unit such that we would rather drop the unit than make a match beyond that radius

# Caliper or no caliper matching



- Caliper: A radius around a treated unit such that we would rather drop the unit than make a match beyond that radius

# Caliper or no caliper matching



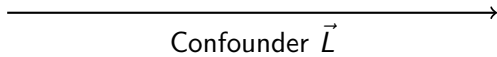
- ▶ Caliper: A radius around a treated unit such that we would rather drop the unit than make a match beyond that radius
- ▶ Feasible Sample Average Treatment Effect on the Treated (FSATT): Average among treated units for whom an acceptable match exists

# 1:1 vs $k$ :1 matching

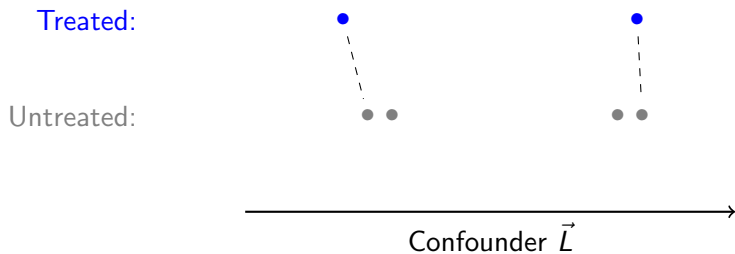
Treated:



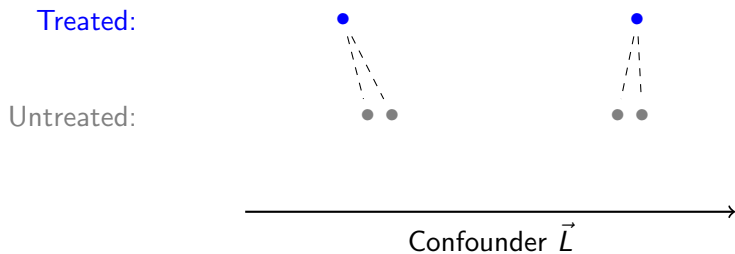
Untreated:



# 1:1 vs $k$ :1 matching

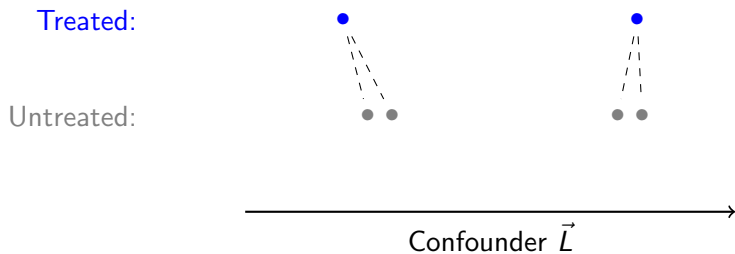


# 1:1 vs $k$ :1 matching



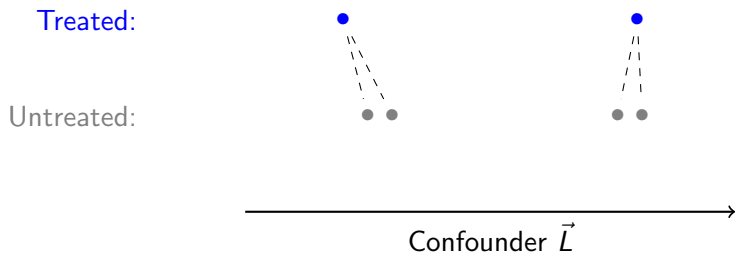


# 1:1 vs $k:1$ matching



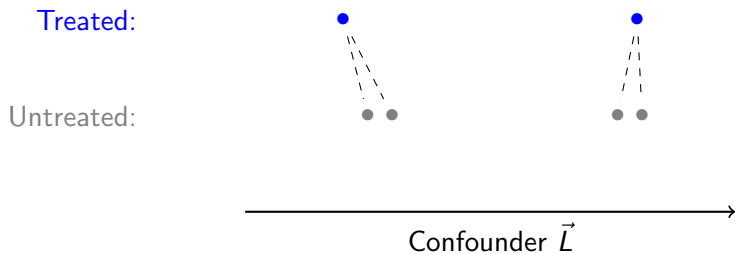
- ▶ Benefit of 2:1 matching
- ▶ Benefit of 1:1 matching

# 1:1 vs $k:1$ matching



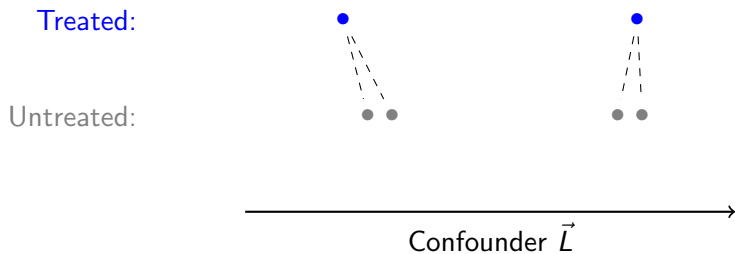
- ▶ Benefit of 2:1 matching
  - ▶ Lower variance. Averaging over more cases.
- ▶ Benefit of 1:1 matching

# 1:1 vs $k:1$ matching



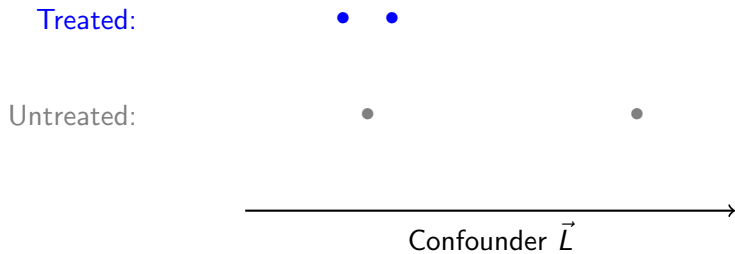
- ▶ Benefit of 2:1 matching
  - ▶ Lower variance. Averaging over more cases.
- ▶ Benefit of 1:1 matching
  - ▶ Lower bias. Only the best matches.

# 1:1 vs $k$ :1 matching

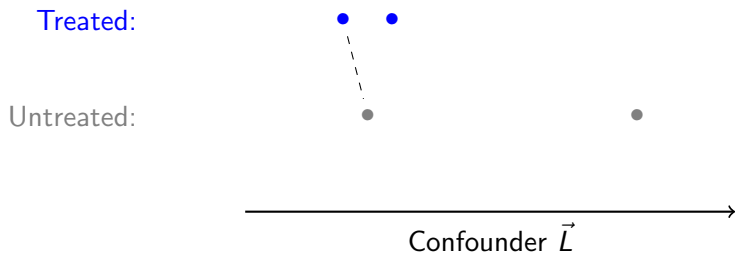


- ▶ Benefit of 2:1 matching
  - ▶ Lower variance. Averaging over more cases.
- ▶ Benefit of 1:1 matching
  - ▶ Lower bias. Only the best matches.
- ▶ Greater  $k \rightarrow$  lower variance, higher bias

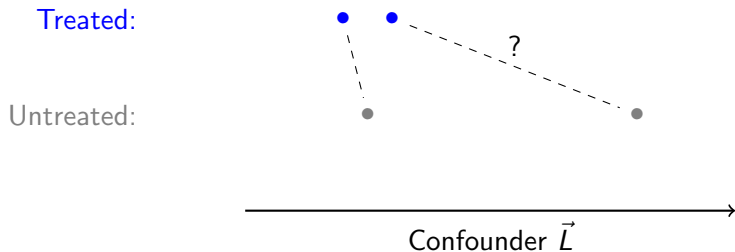
# With replacement vs without replacement matching



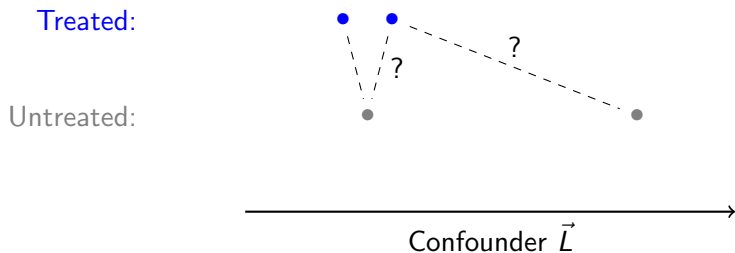
# With replacement vs without replacement matching



# With replacement vs without replacement matching



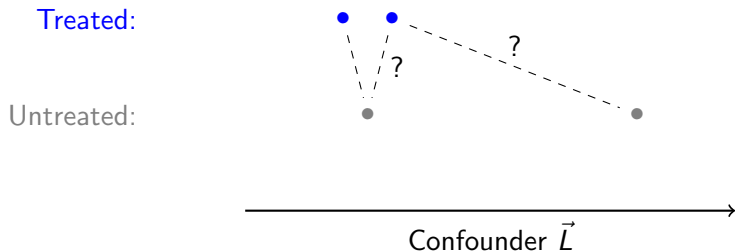
# With replacement vs without replacement matching



- ▶ Benefit of matching without replacement
- ▶ Benefit of matching with replacement

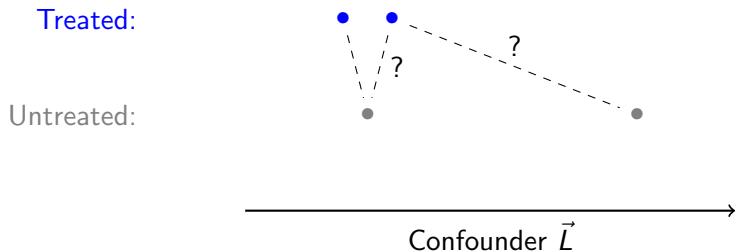


# With replacement vs without replacement matching



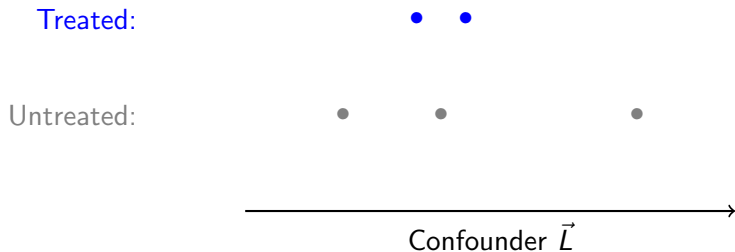
- ▶ Benefit of matching without replacement
  - ▶ Lower variance. Averaging over more cases.
- ▶ Benefit of matching with replacement

# With replacement vs without replacement matching



- ▶ Benefit of matching without replacement
  - ▶ Lower variance. Averaging over more cases.
- ▶ Benefit of matching with replacement
  - ▶ Lower bias. Better matches.

## Greedy vs optimal matching<sup>2</sup>



---

<sup>2</sup>Gu, X. S., & Rosenbaum, P. R. (1993). [Comparison of multivariate matching methods: Structures, distances, and algorithms](#). *Journal of Computational and Graphical Statistics*, 2(4), 405-420.


# Greedy vs optimal matching<sup>2</sup>

Greedy Matching:  
Match sequentially

Treated:



Untreated:

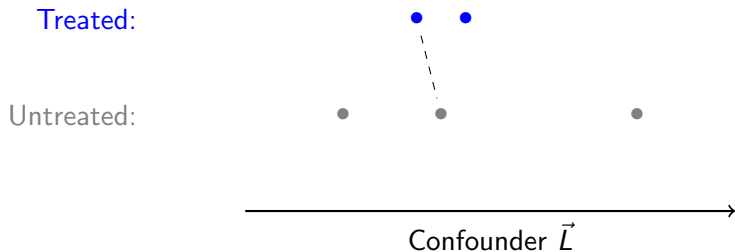


---

<sup>2</sup>Gu, X. S., & Rosenbaum, P. R. (1993). [Comparison of multivariate matching methods: Structures, distances, and algorithms](#). *Journal of Computational and Graphical Statistics*, 2(4), 405-420.

# Greedy vs optimal matching<sup>2</sup>

Greedy Matching:  
Match sequentially



---

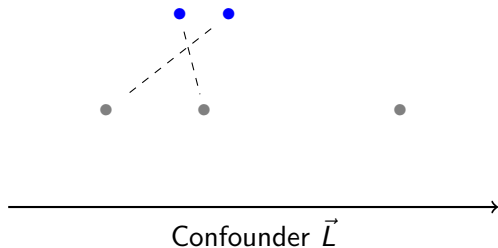
<sup>2</sup>Gu, X. S., & Rosenbaum, P. R. (1993). [Comparison of multivariate matching methods: Structures, distances, and algorithms](#). *Journal of Computational and Graphical Statistics*, 2(4), 405-420.

# Greedy vs optimal matching<sup>2</sup>

Greedy Matching:  
Match sequentially

Treated:

Untreated:

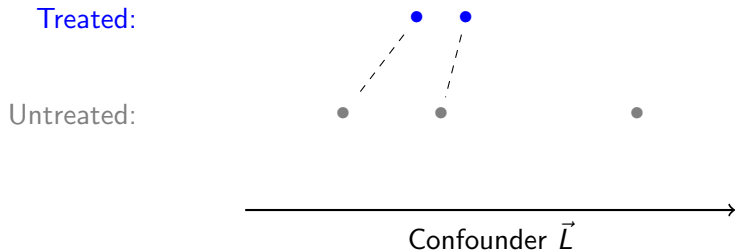


---

<sup>2</sup>Gu, X. S., & Rosenbaum, P. R. (1993). [Comparison of multivariate matching methods: Structures, distances, and algorithms](#). *Journal of Computational and Graphical Statistics*, 2(4), 405-420.

# Greedy vs optimal matching<sup>2</sup>

Optimal Matching:  
Consider the whole set of matches

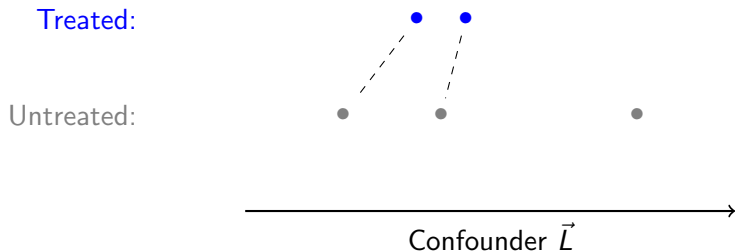


---

<sup>2</sup>Gu, X. S., & Rosenbaum, P. R. (1993). [Comparison of multivariate matching methods: Structures, distances, and algorithms](#). *Journal of Computational and Graphical Statistics*, 2(4), 405-420.

# Greedy vs optimal matching<sup>2</sup>

Optimal Matching:  
Consider the whole set of matches



- ▶ Optimal is better. Just computationally harder.

---

<sup>2</sup>Gu, X. S., & Rosenbaum, P. R. (1993). [Comparison of multivariate matching methods: Structures, distances, and algorithms](#). *Journal of Computational and Graphical Statistics*, 2(4), 405-420.



# Matching in univariate settings: Algorithms

- ▶ Caliper or no caliper
- ▶ 1:1 vs  $k:1$
- ▶ With replacement vs without replacement
- ▶ Greedy vs optimal

# Matching in univariate settings: Algorithms

- ▶ Caliper or no caliper
- ▶ 1:1 vs  $k:1$
- ▶ With replacement vs without replacement
- ▶ Greedy vs optimal

Many reasonable choices, good choices depend on the data you have

# Learning goals for today

At the end of class, you will be able to:

1. Explain how matching can be used to estimate causal effects
2. Explain bias variance trade-off in various matching procedures